

## Antic\_diplomski / PLC\_1 [CPU 1217C DC/DC/DC] / Program blocks

### Main [OB1]

#### Main Properties

##### General

<b>Name</b>	Main	<b>Number</b>	1	<b>Type</b>	OB	<b>Language</b>	LAD
<b>Numbering</b>	automatic						

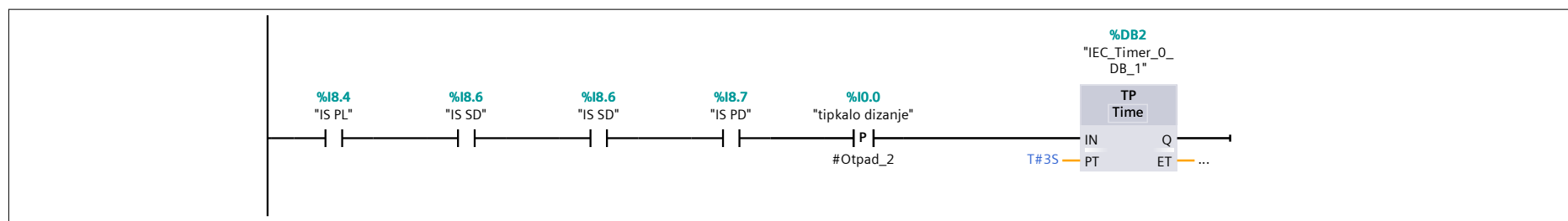
##### Information

<b>Title</b>	Automatska nivelacija Wu-magaWT 225	<b>Author</b>		<b>Comment</b>		<b>Family</b>	
<b>Version</b>	0.1	<b>User-defined ID</b>					

#### Main

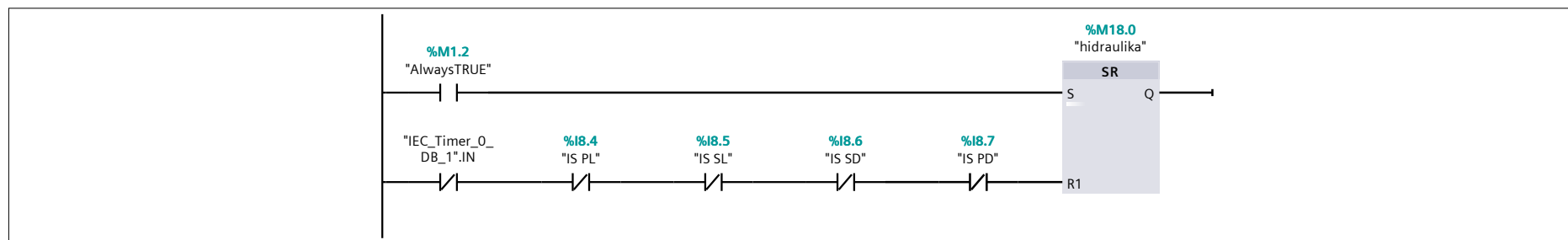
Name	Data type	Default value	Comment
▼ Input			
Initial_Call	Bool		Initial call of this OB
Remanence	Bool		=True, if remanent data are available
▼ Temp			
Otpad_2	Bool		
Constant			

#### Network 1: Zastita od rada na suho



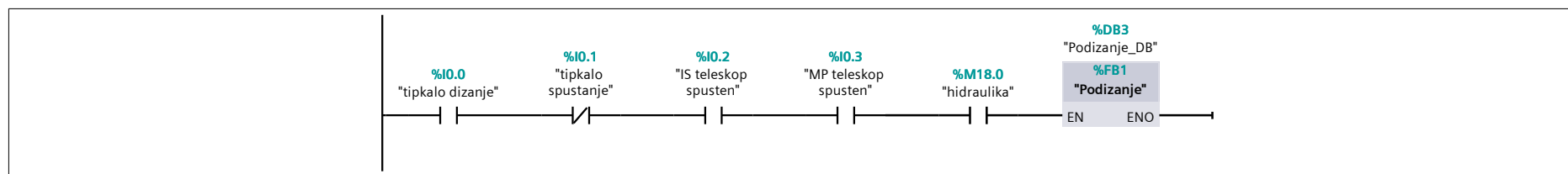
Symbol	Address	Type	Comment
"IS PD"	%I8.7	Bool	induktivni senzor (DI modul, prvi do PLC-a)
"IS PL"	%I8.4	Bool	induktivni senzor (DI modul, prvi do PLC-a)
"IS SD"	%I8.6	Bool	induktivni senzor (DI modul, prvi do PLC-a)
"tipkalo dizanje"	%I0.0	Bool	tipkalo zeleno (digitalni ulaz PLC-a)
#Otpad_2		Bool	

#### Network 2: Ako su 3 sekunde nakon aktivacije automatske nivelacije induktivni senzori u stanju "1" onda ugasi nivelaciju jer ocito pum-pa ne tlaci ulje.



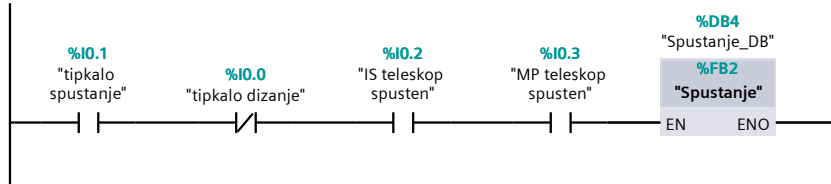
Symbol	Address	Type	Comment
"AlwaysTRUE"	%M1.2	Bool	
"hidraulika"	%M18.0	Bool	bistabil koji signalizira ukljucenost hidraulike
"IEC_Timer_0_DB_1".IN		Bool	
"IS PD"	%I8.7	Bool	induktivni senzor (DI modul, prvi do PLC-a)
"IS PL"	%I8.4	Bool	induktivni senzor (DI modul, prvi do PLC-a)
"IS SD"	%I8.6	Bool	induktivni senzor (DI modul, prvi do PLC-a)
"IS SL"	%I8.5	Bool	induktivni senzor (DI modul, prvi do PLC-a)

#### Network 3: Aktivacija automatske nivelacije.




Symbol	Address	Type	Comment
"hidraulika"	%M18.0	Bool	bistabil koji signalizira ukljucenost hidraulike
"IS teleskop spusten"	%I0.2	Bool	induktivni senzor (digitalni ulaz PLC-a)
"MP teleskop spusten"	%I0.3	Bool	mikroprekidač (digitalni ulaz PLC-a)
"tipkalo dizanje"	%I0.0	Bool	tipkalo zeleno (digitalni ulaz PLC-a)
"tipkalo spustanje"	%I0.1	Bool	tipkalo bijelo (digitalni ulaz PLC-a)

#### Network 4: Aktivacija spustanja dizalice i spremanja u transportni polozej.



Symbol	Address	Type	Comment
"IS teleskop spusten"	%I0.2	Bool	induktivni senzor (digitalni ulaz PLC-a)
"MP teleskop spusten"	%I0.3	Bool	mikroprekidač (digitalni ulaz PLC-a)
"tipkalo dizanje"	%I0.0	Bool	tipkalo zeleno (digitalni ulaz PLC-a)
"tipkalo spustanje"	%I0.1	Bool	tipkalo bijelo (digitalni ulaz PLC-a)

**Network 5:**



Symbol	Address	Type	Comment
--------	---------	------	---------

## Antic\_diplomski / PLC\_1 [CPU 1217C DC/DC/DC] / Program blocks

### Podizanje [FB1]

#### Podizanje Properties

##### General

Name	Podizanje	Number	1	Type	FB	Language	LAD
Numbering	automatic						

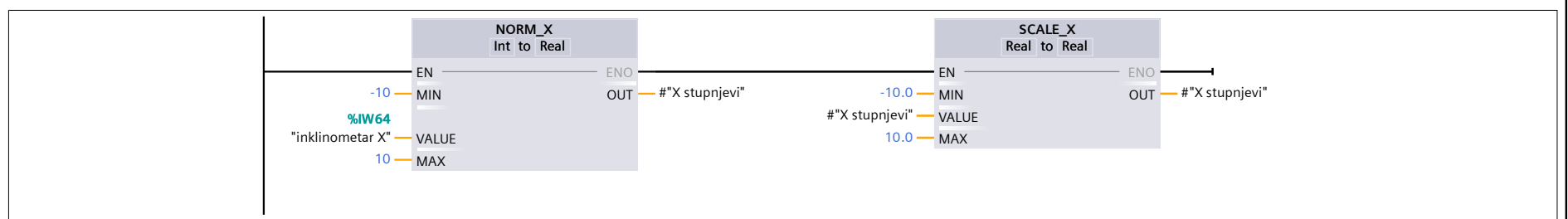
##### Information

Title		Author		Comment		Family	
Version	0.1	User-defined ID					

#### Podizanje

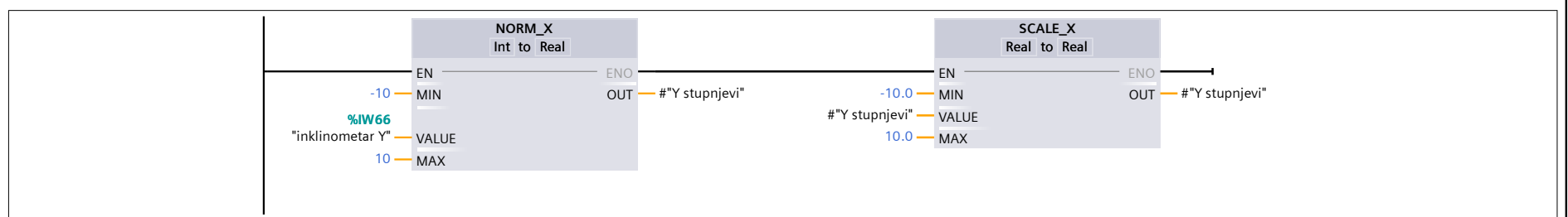
Name	Data type	Default value	Retain	Accessible from HMI	Visible in HMI	Setpoint	Comment
Input							
Output							
InOut							
▼ Static							
X stupnjevi	Real	0.0	Non-retain	True	True	False	
Y stupnjevi	Real	0.0	Non-retain	True	True	False	
stabilizatori spusteni	Bool	false	Non-retain	True	True	False	
nivelirano	Bool	false	Non-retain	True	True	False	
▼ Temp							
otpad_1	Bool						
▼ Constant							
gornja_granica	Real	0.3					
donja_granica	Real	-0.3					

#### Network 1: Pretvorba analognog signala X-osi u stupnjeve



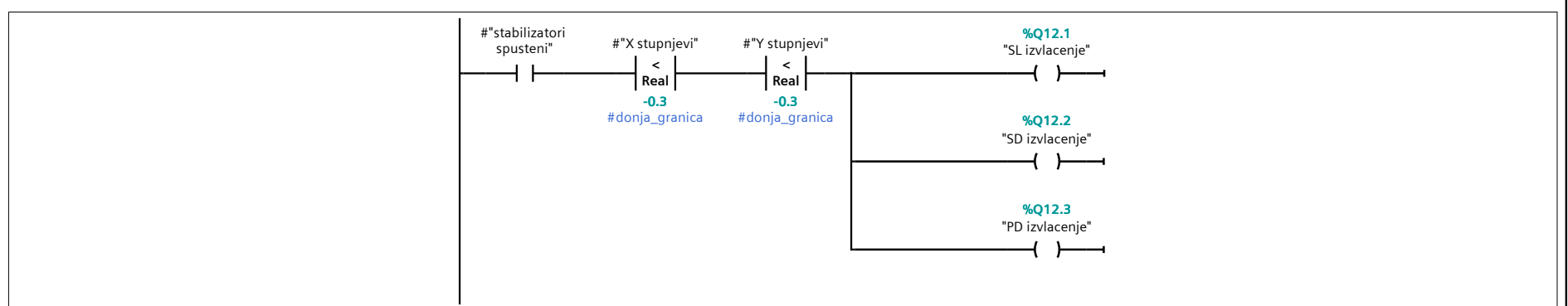
Symbol	Address	Type	Comment
"inklinometar X"	%IW64	Word	inklinometar (analogni ulaz PLC-a; CH1)
"#X stupnjevi"		Real	

#### Network 2: Pretvorba analognog signala Y-osi u stupnjeve



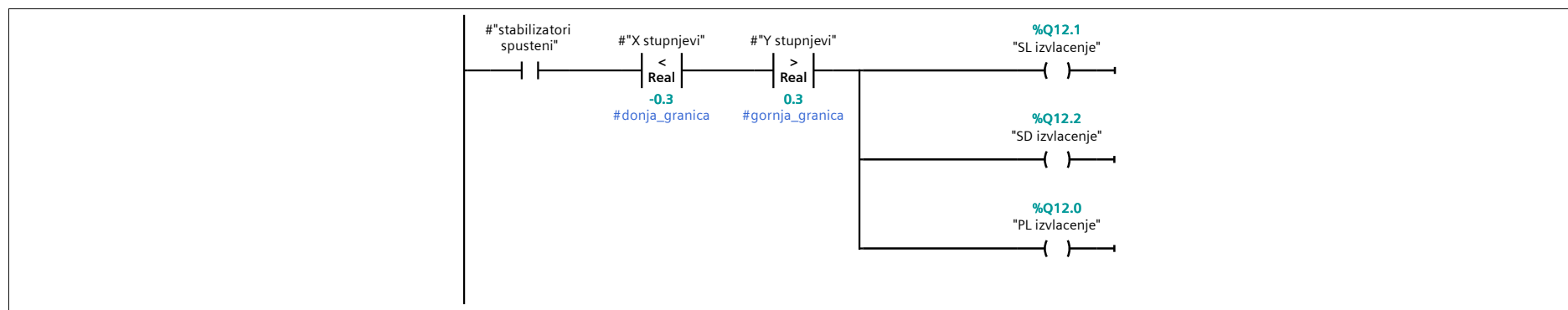
Symbol	Address	Type	Comment
"inklinometar Y"	%IW66	Word	inklinometar (analogni ulaz PLC-a; CH2)
"#Y stupnjevi"		Real	

#### Network 3: STABILIZATORI SPUŠTENI; alfa < 0, beta < 0



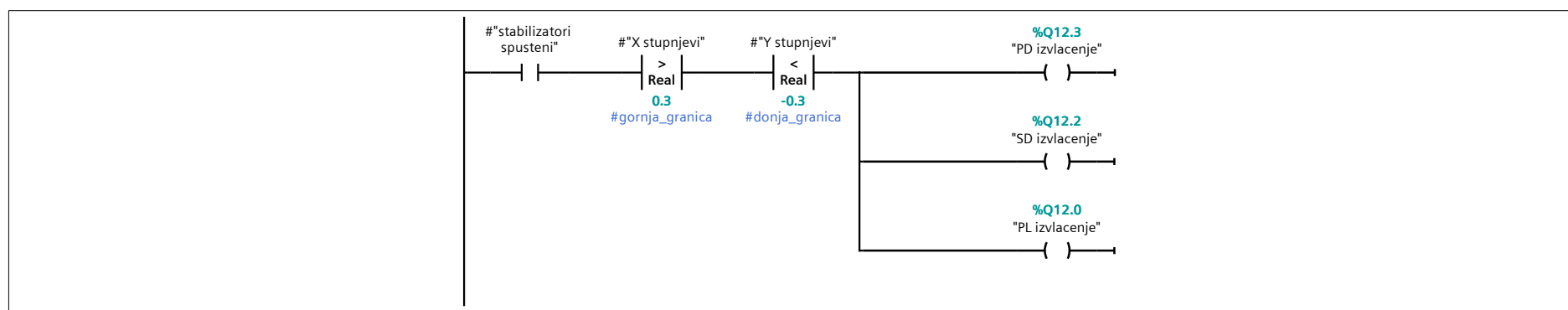
Symbol	Address	Type	Comment
"PD izvlacenje"	%Q12.3	Bool	elektromagnet (DQ modul, drugi do PLC-a)
"SD izvlacenje"	%Q12.2	Bool	elektromagnet (DQ modul, drugi do PLC-a)
"SL izvlacenje"	%Q12.1	Bool	elektromagnet (DQ modul, drugi do PLC-a)
"#stabilizatori spusteni"		Bool	
"#X stupnjevi"		Real	
"#Y stupnjevi"		Real	
"#donja_granica"	-0.3	Real	

**Network 4: STABILIZATORI SPUŠTENI; alfa < 0, beta > 0**



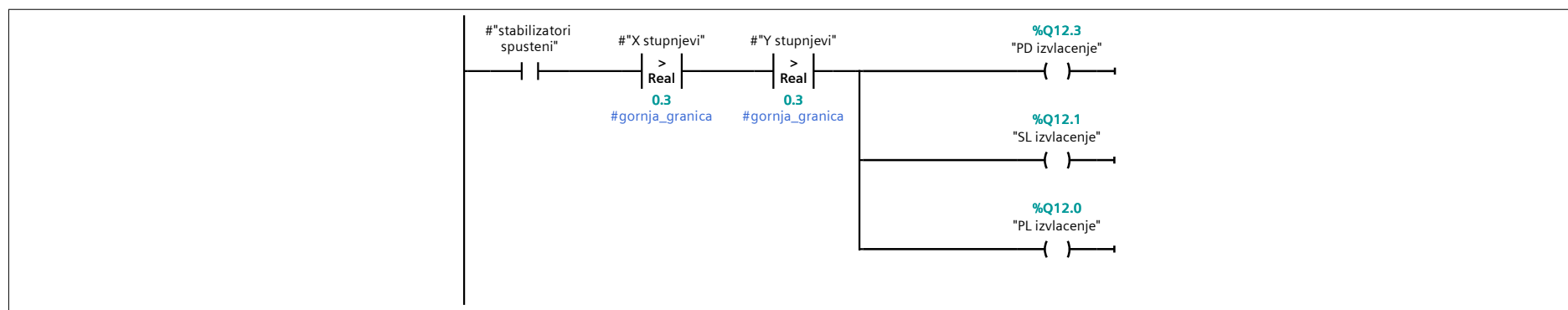
Symbol	Address	Type	Comment
"PL izvlacenje"	%Q12.0	Bool	elektromagnet (DQ modul, drugi do PLC-a)
"SD izvlacenje"	%Q12.2	Bool	elektromagnet (DQ modul, drugi do PLC-a)
"SL izvlacenje"	%Q12.1	Bool	elektromagnet (DQ modul, drugi do PLC-a)
"#stabilizatori spusteni"		Bool	
"#X stupnjevi"		Real	
"#Y stupnjevi"		Real	
#donja_granica	-0.3	Real	
#gornja_granica	0.3	Real	

**Network 5: STABILIZATORI SPUŠTENI; alfa > 0, beta < 0**



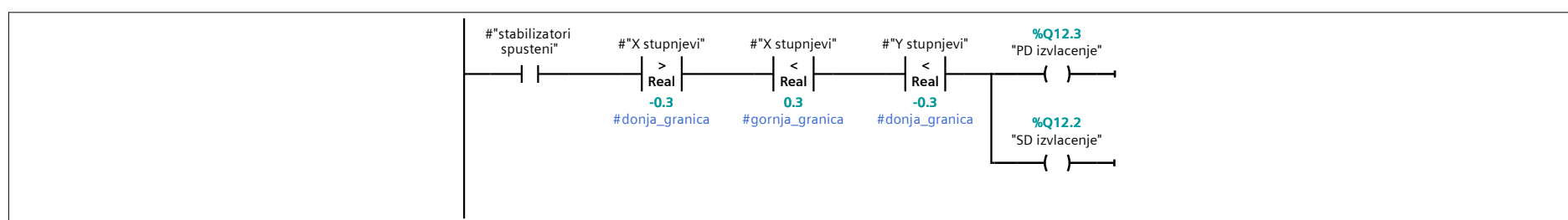
Symbol	Address	Type	Comment
"PD izvlacenje"	%Q12.3	Bool	elektromagnet (DQ modul, drugi do PLC-a)
"PL izvlacenje"	%Q12.0	Bool	elektromagnet (DQ modul, drugi do PLC-a)
"SD izvlacenje"	%Q12.2	Bool	elektromagnet (DQ modul, drugi do PLC-a)
"#stabilizatori spusteni"		Bool	
"#X stupnjevi"		Real	
"#Y stupnjevi"		Real	
#donja_granica	-0.3	Real	
#gornja_granica	0.3	Real	

**Network 6: STABILIZATORI SPUŠTENI; alfa > 0, beta > 0**



Symbol	Address	Type	Comment
"PD izvlacenje"	%Q12.3	Bool	elektromagnet (DQ modul, drugi do PLC-a)
"PL izvlacenje"	%Q12.0	Bool	elektromagnet (DQ modul, drugi do PLC-a)
"SL izvlacenje"	%Q12.1	Bool	elektromagnet (DQ modul, drugi do PLC-a)
"#stabilizatori spusteni"		Bool	
"#X stupnjevi"		Real	
"#Y stupnjevi"		Real	
#gornja_granica	0.3	Real	

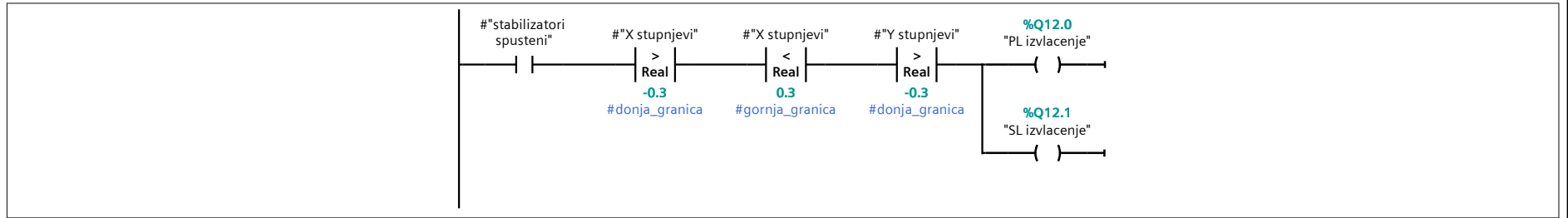
**Network 7: STABILIZATORI SPUŠTENI; alfa = 0, beta < 0**



Symbol	Address	Type	Comment
"PD izvlacenje"	%Q12.3	Bool	elektromagnet (DQ modul, drugi do PLC-a)
"SD izvlacenje"	%Q12.2	Bool	elektromagnet (DQ modul, drugi do PLC-a)

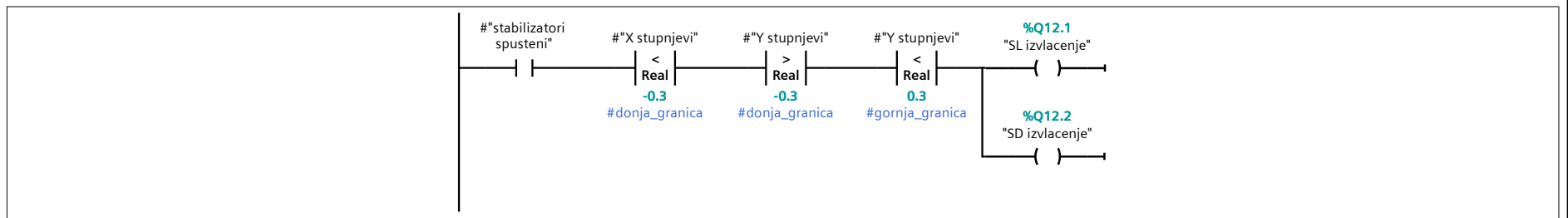
Symbol	Address	Type	Comment
#"stabilizatori spusteni"		Bool	
#"X stupnjevi"		Real	
#"Y stupnjevi"		Real	
#donja_granica	-0.3	Real	
#gornja_granica	0.3	Real	

**Network 8: STABILIZATORI SPUŠTENI; alfa = 0, beta > 0**



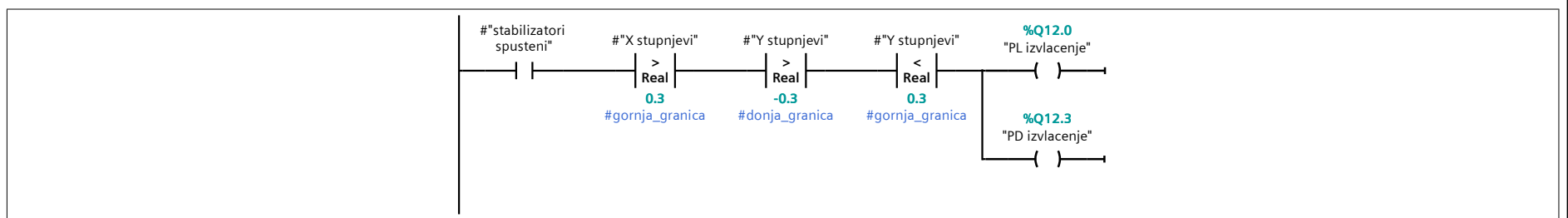
Symbol	Address	Type	Comment
"PL izvlacenje"	%Q12.0	Bool	elektromagnet (DQ modul, drugi do PLC-a)
"SL izvlacenje"	%Q12.1	Bool	elektromagnet (DQ modul, drugi do PLC-a)
#"stabilizatori spusteni"		Bool	
#"X stupnjevi"		Real	
#"Y stupnjevi"		Real	
#donja_granica	-0.3	Real	
#gornja_granica	0.3	Real	

**Network 9: STABILIZATORI SPUŠTENI; alfa < 0, beta = 0**




Symbol	Address	Type	Comment
"SD izvlacenje"	%Q12.2	Bool	elektromagnet (DQ modul, drugi do PLC-a)
"SL izvlacenje"	%Q12.1	Bool	elektromagnet (DQ modul, drugi do PLC-a)
#"stabilizatori spusteni"		Bool	
#"X stupnjevi"		Real	
#"Y stupnjevi"		Real	
#donja_granica	-0.3	Real	
#gornja_granica	0.3	Real	

**Network 10: STABILIZATORI SPUŠTENI; alfa > 0, beta = 0**



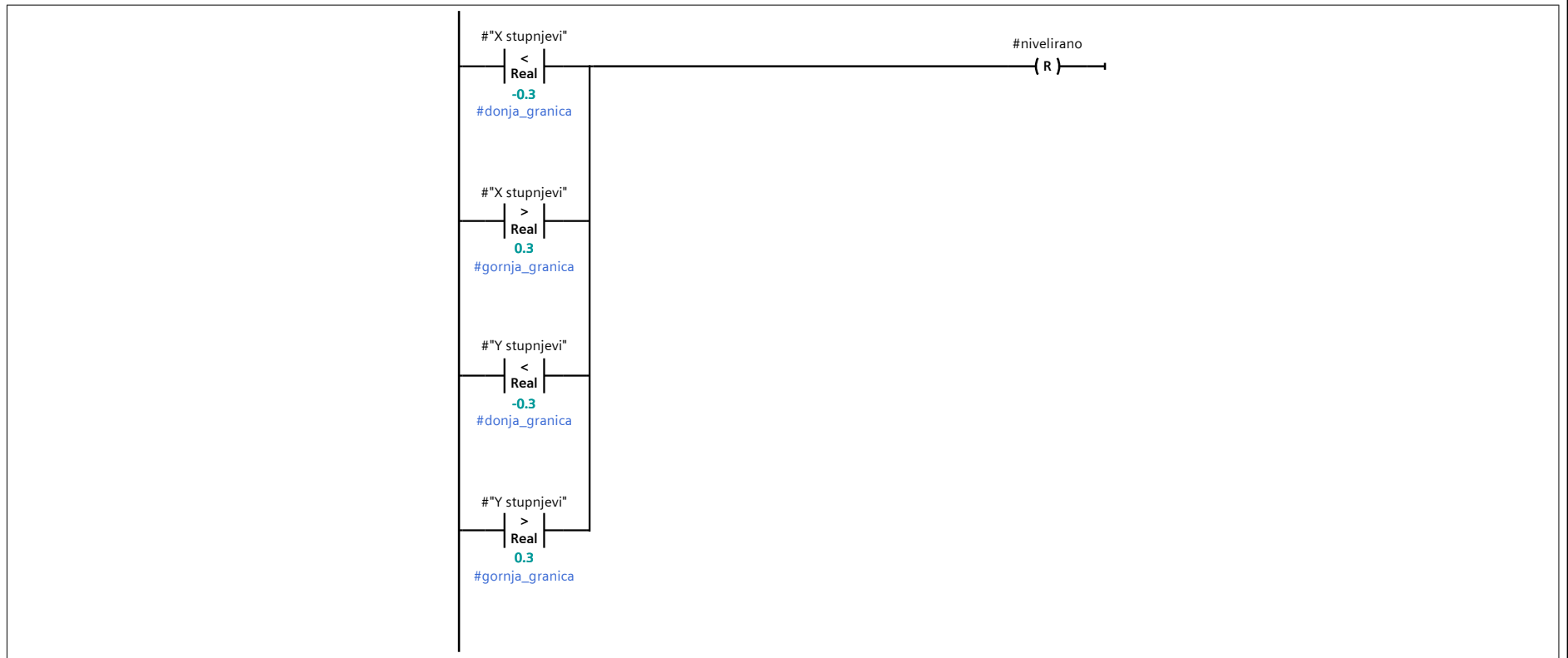
Symbol	Address	Type	Comment
"PD izvlacenje"	%Q12.3	Bool	elektromagnet (DQ modul, drugi do PLC-a)
"PL izvlacenje"	%Q12.0	Bool	elektromagnet (DQ modul, drugi do PLC-a)
#"stabilizatori spusteni"		Bool	
#"X stupnjevi"		Real	
#"Y stupnjevi"		Real	
#donja_granica	-0.3	Real	
#gornja_granica	0.3	Real	

**Network 11: STABILIZATORI SPUŠTENI; alfa = 0, beta = 0 ; aktiviran signal za detekciju niveliranosti**



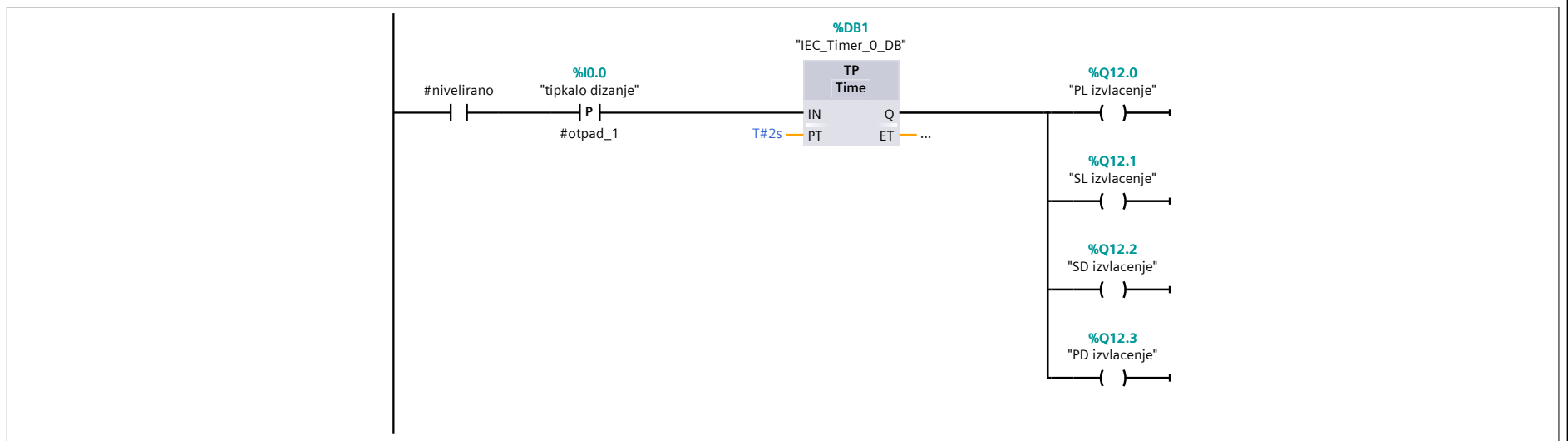
Symbol	Address	Type	Comment
"PD izvlacenje"	%Q12.3	Bool	elektromagnet (DQ modul, drugi do PLC-a)
"PL izvlacenje"	%Q12.0	Bool	elektromagnet (DQ modul, drugi do PLC-a)
"SD izvlacenje"	%Q12.2	Bool	elektromagnet (DQ modul, drugi do PLC-a)
"SL izvlacenje"	%Q12.1	Bool	elektromagnet (DQ modul, drugi do PLC-a)
"#stabilizatori spusteni"		Bool	
"#X stupnjevi"		Real	
"#Y stupnjevi"		Real	
#donja_granica	-0.3	Real	
#gornja_granica	0.3	Real	
#nivelirano		Bool	

**Network 12: Ponistavanje signala "nivelirano" ako nagib oko X ili Y osi izađe iz intervala oko nule**




Symbol	Address	Type	Comment
"#X stupnjevi"		Real	
"#Y stupnjevi"		Real	
#donja_granica	-0.3	Real	
#gornja_granica	0.3	Real	
#nivelirano		Bool	

**Network 13: Nakon uspjesne nivelacije novi uzlazni brid "tipkalo dizanje" izvlaci sve stabilizatori dvije sekunde**



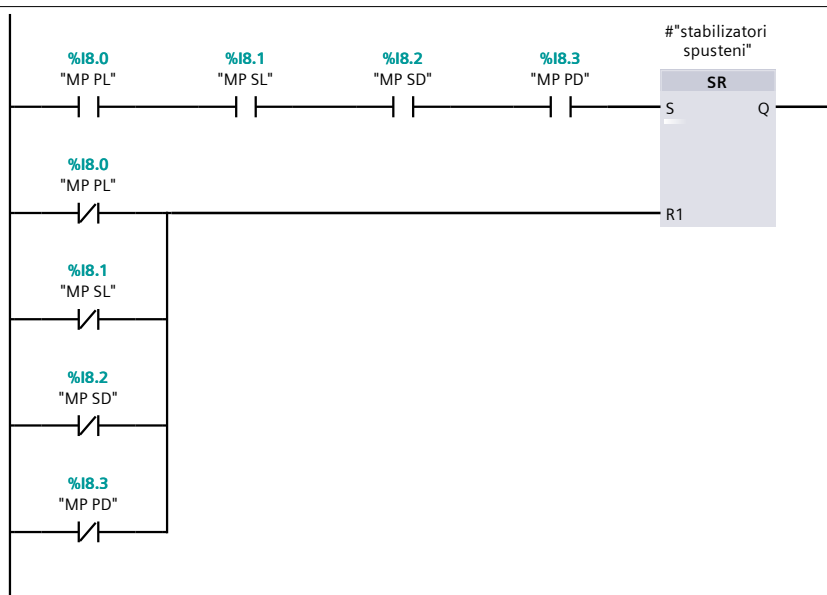
Symbol	Address	Type	Comment
"PD izvlacenje"	%Q12.3	Bool	elektromagnet (DQ modul, drugi do PLC-a)
"PL izvlacenje"	%Q12.0	Bool	elektromagnet (DQ modul, drugi do PLC-a)
"SD izvlacenje"	%Q12.2	Bool	elektromagnet (DQ modul, drugi do PLC-a)
"SL izvlacenje"	%Q12.1	Bool	elektromagnet (DQ modul, drugi do PLC-a)
"tipkalo dizanje"	%I0.0	Bool	tipkalo zeleno (digitalni ulaz PLC-a)
#nivelirano		Bool	
#otpad_1		Bool	

**Network 14: Svaki stabilizator se izvlaci dok te ostvari kontakt s podlogom**



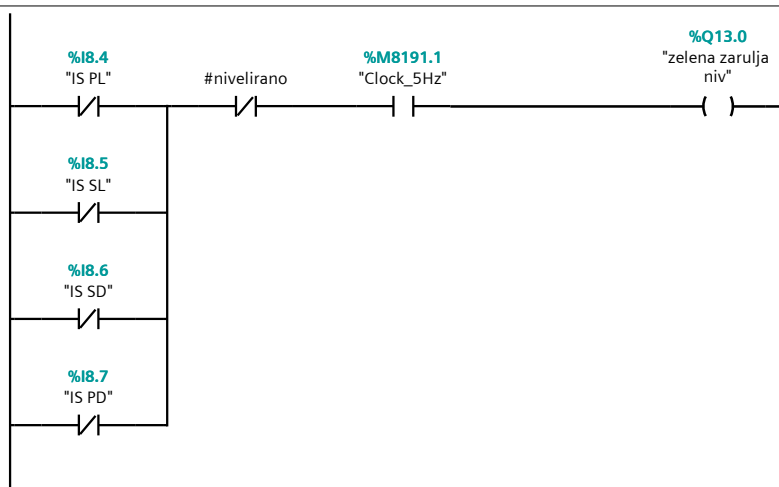
Symbol	Address	Type	Comment
"MP PD"	%I8.3	Bool	mikroprekidač (DI modul, prvi do PLC-a)
"MP PL"	%I8.0	Bool	mikroprekidač (DI modul, prvi do PLC-a)
"MP SD"	%I8.2	Bool	mikroprekidač (DI modul, prvi do PLC-a)
"MP SL"	%I8.1	Bool	mikroprekidač (DI modul, prvi do PLC-a)
"PD izvlacenje"	%Q12.3	Bool	elektromagnet (DQ modul, drugi do PLC-a)
"PL izvlacenje"	%Q12.0	Bool	elektromagnet (DQ modul, drugi do PLC-a)
"SD izvlacenje"	%Q12.2	Bool	elektromagnet (DQ modul, drugi do PLC-a)
"SL izvlacenje"	%Q12.1	Bool	elektromagnet (DQ modul, drugi do PLC-a)

**Network 15: Signal "stabilizatori spusteni" je aktivan ako su svi stabilizatori u kontaktu s podlogom**



Symbol	Address	Type	Comment
"MP PD"	%I8.3	Bool	mikroprekidač (DI modul, prvi do PLC-a)
"MP PL"	%I8.0	Bool	mikroprekidač (DI modul, prvi do PLC-a)
"MP SD"	%I8.2	Bool	mikroprekidač (DI modul, prvi do PLC-a)
"MP SL"	%I8.1	Bool	mikroprekidač (DI modul, prvi do PLC-a)
"#stabilizatori spusteni"		Bool	

**Network 16: Zeleno svjetlo treperi (5 Hz) dok sustav nije niveliran, a jedan ili više stabilizatora nisu sasvim uvuceni**




Symbol	Address	Type	Comment
"Clock_5Hz"	%M8191.1	Bool	
"IS PD"	%I8.7	Bool	induktivni senzor (DI modul, prvi do PLC-a)
"IS PL"	%I8.4	Bool	induktivni senzor (DI modul, prvi do PLC-a)
"IS SD"	%I8.6	Bool	induktivni senzor (DI modul, prvi do PLC-a)
"IS SL"	%I8.5	Bool	induktivni senzor (DI modul, prvi do PLC-a)
"zelena zarulja niv"	%Q13.0	Bool	zelena zarulja (DQ modul, drugi do PLC-a)
#nivelirano		Bool	

**Network 17: Kad je sustav niveliran onda kontinuirano svijetli zeleno svjetlo**

#nivelirano

%Q13.0  
"zelena zarulja  
niv"



Symbol	Address	Type	Comment
"zelena zarulja niv"	%Q13.0	Bool	zelena zarulja (DQ modul, drugi do PLC-a)
#nivelirano		Bool	



## Antic\_diplomski / PLC\_1 [CPU 1217C DC/DC/DC] / Program blocks

### Spustanje [FB2]

#### Spustanje Properties

##### General

Name	Spustanje	Number	2	Type	FB	Language	LAD
Numbering	automatic						

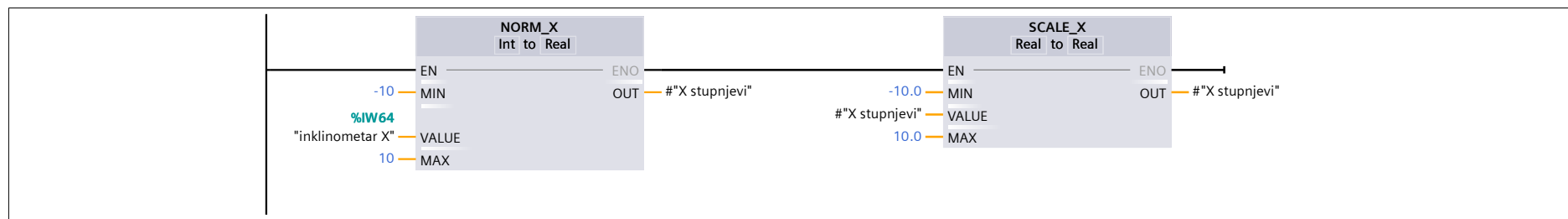
##### Information

Title		Author		Comment		Family	
Version	0.1	User-defined ID					

#### Spustanje

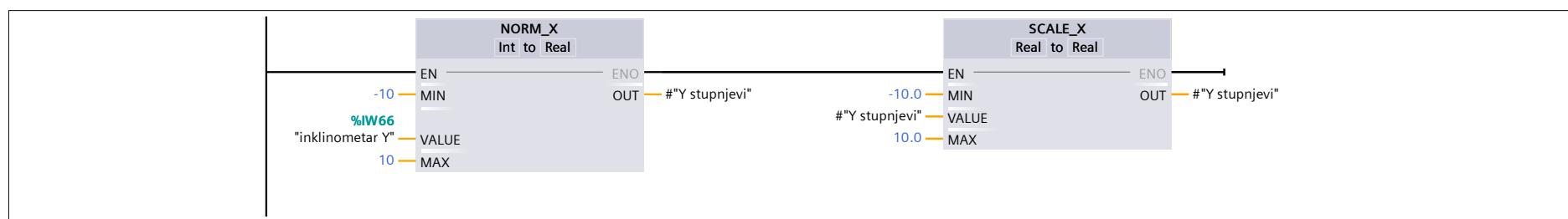
Name	Data type	Default value	Retain	Accessible from HMI	Visible in HMI	Setpoint	Comment
Input							
Output							
InOut							
▼ Static							
X stupnjevi	Real	0.0	Non-retain	True	True	False	
Y stupnjevi	Real	0.0	Non-retain	True	True	False	
stabilizatori spusteni	Bool	false	Non-retain	True	True	False	
nivelirano	Bool	false	Non-retain	True	True	False	
▼ Temp							
otpad_1	Bool						
▼ Constant							
gornja_granica	Real	0.3					
donja_granica	Real	-0.3					

#### Network 1: Pretvorba analognog signala X-osi u stupnjeve



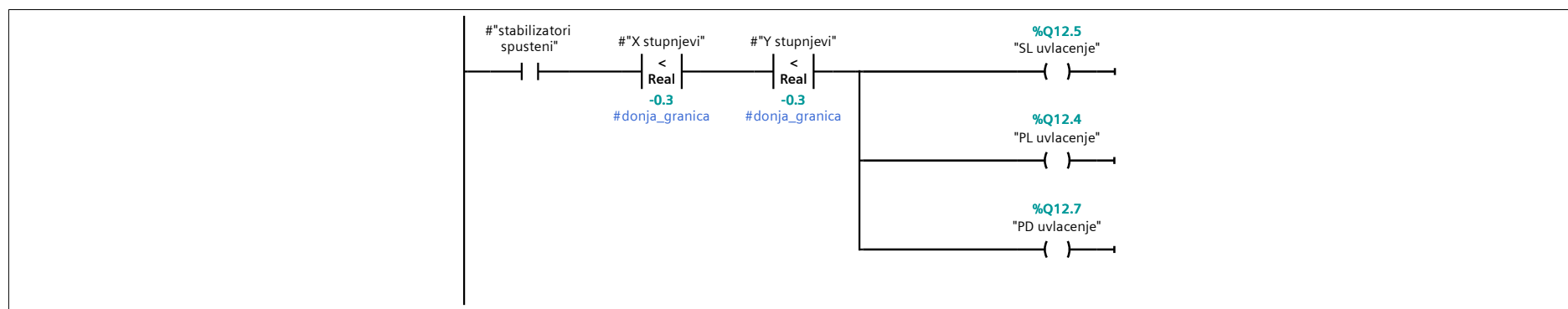
Symbol	Address	Type	Comment
"inklinometar X"	%IW64	Word	inklinometar (analogni ulaz PLC-a; CH1)
"#X stupnjevi"		Real	

#### Network 2: Pretvorba analognog signala Y-osi u stupnjeve



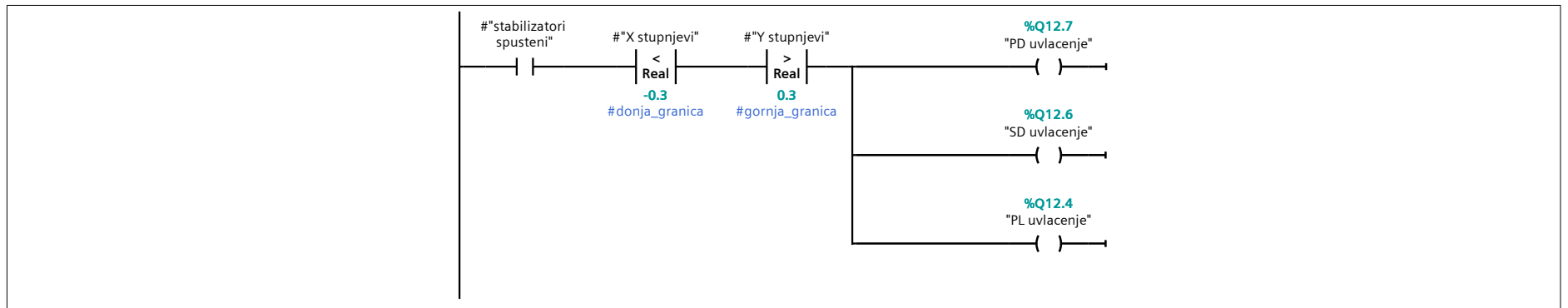
Symbol	Address	Type	Comment
"inklinometar Y"	%IW66	Word	inklinometar (analogni ulaz PLC-a; CH2)
"#Y stupnjevi"		Real	

#### Network 3: STABILIZATORI SPUŠTENI; alfa < 0, beta < 0



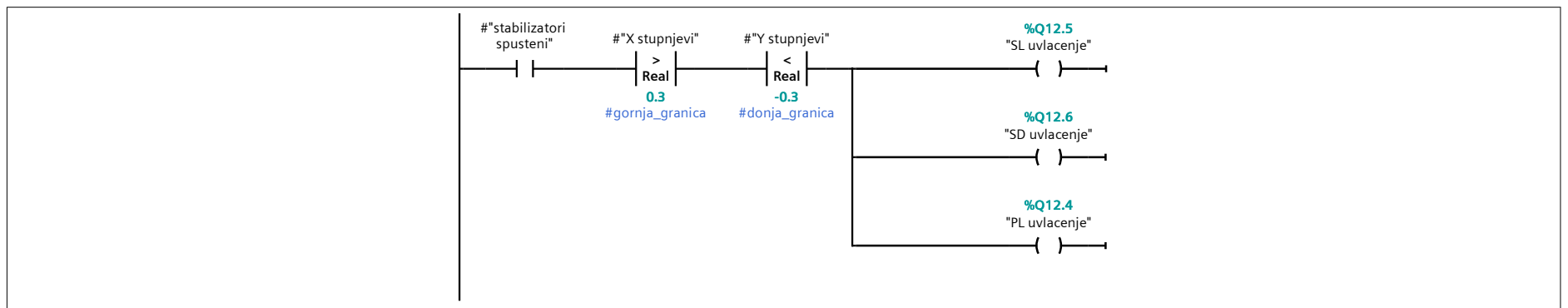
Symbol	Address	Type	Comment
"PD uvlačenje"	%Q12.7	Bool	elektromagnet (DQ modul, drugi do PLC-a)
"PL uvlačenje"	%Q12.4	Bool	elektromagnet (DQ modul, drugi do PLC-a)
"SL uvlačenje"	%Q12.5	Bool	elektromagnet (DQ modul, drugi do PLC-a)
"#stabilizatori spusteni"		Bool	
"#X stupnjevi"		Real	
"#Y stupnjevi"		Real	
#donja_granica	-0.3	Real	

**Network 4: STABILIZATORI SPUŠTENI; alfa < 0, beta > 0**



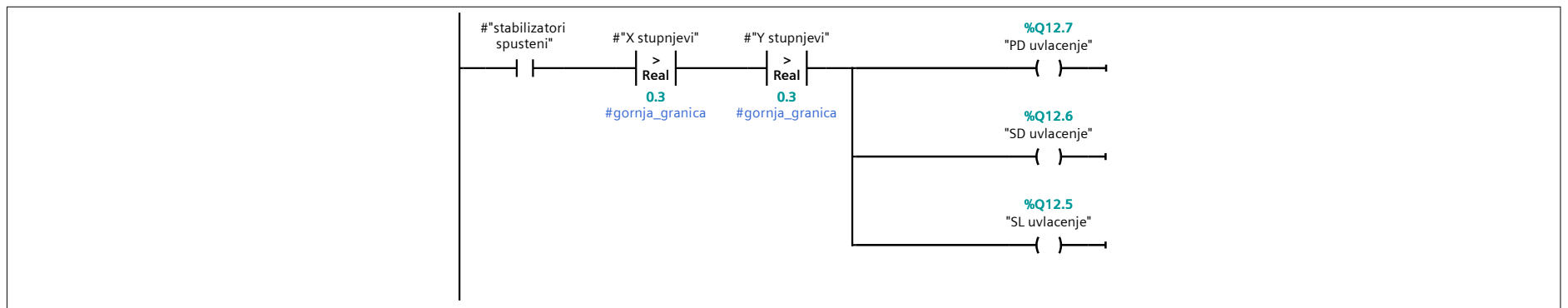
Symbol	Address	Type	Comment
"PD uvlacenje"	%Q12.7	Bool	elektromagnet (DQ modul, drugi do PLC-a)
"PL uvlacenje"	%Q12.4	Bool	elektromagnet (DQ modul, drugi do PLC-a)
"SD uvlacenje"	%Q12.6	Bool	elektromagnet (DQ modul, drugi do PLC-a)
"#stabilizatori spusteni"		Bool	
"#X stupnjevi"		Real	
"#Y stupnjevi"		Real	
#donja_granica	-0.3	Real	
#gornja_granica	0.3	Real	

**Network 5: STABILIZATORI SPUŠTENI; alfa > 0, beta < 0**



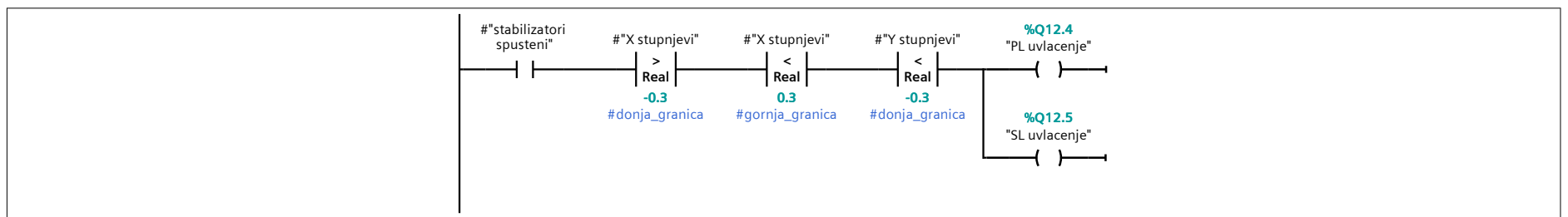
Symbol	Address	Type	Comment
"PL uvlacenje"	%Q12.4	Bool	elektromagnet (DQ modul, drugi do PLC-a)
"SD uvlacenje"	%Q12.6	Bool	elektromagnet (DQ modul, drugi do PLC-a)
"SL uvlacenje"	%Q12.5	Bool	elektromagnet (DQ modul, drugi do PLC-a)
"#stabilizatori spusteni"		Bool	
"#X stupnjevi"		Real	
"#Y stupnjevi"		Real	
#donja_granica	-0.3	Real	
#gornja_granica	0.3	Real	

**Network 6: STABILIZATORI SPUŠTENI; alfa > 0, beta > 0**



Symbol	Address	Type	Comment
"PD uvlacenje"	%Q12.7	Bool	elektromagnet (DQ modul, drugi do PLC-a)
"SD uvlacenje"	%Q12.6	Bool	elektromagnet (DQ modul, drugi do PLC-a)
"SL uvlacenje"	%Q12.5	Bool	elektromagnet (DQ modul, drugi do PLC-a)
"#stabilizatori spusteni"		Bool	
"#X stupnjevi"		Real	
"#Y stupnjevi"		Real	
#gornja_granica	0.3	Real	

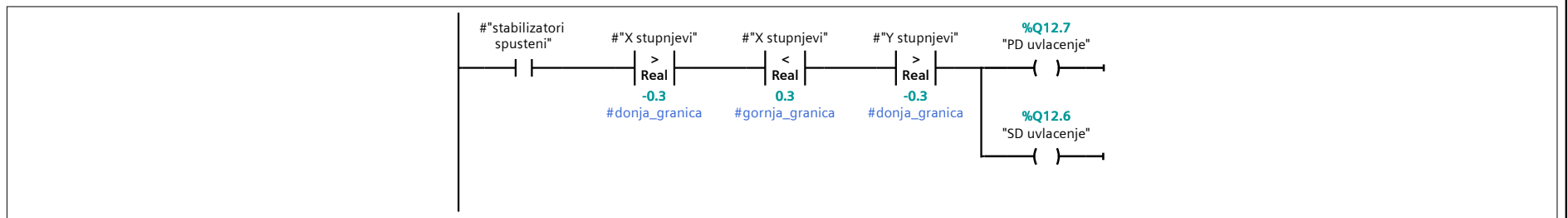
**Network 7: STABILIZATORI SPUŠTENI; alfa = 0, beta < 0**



Symbol	Address	Type	Comment
"PL uvlacenje"	%Q12.4	Bool	elektromagnet (DQ modul, drugi do PLC-a)
"SL uvlacenje"	%Q12.5	Bool	elektromagnet (DQ modul, drugi do PLC-a)

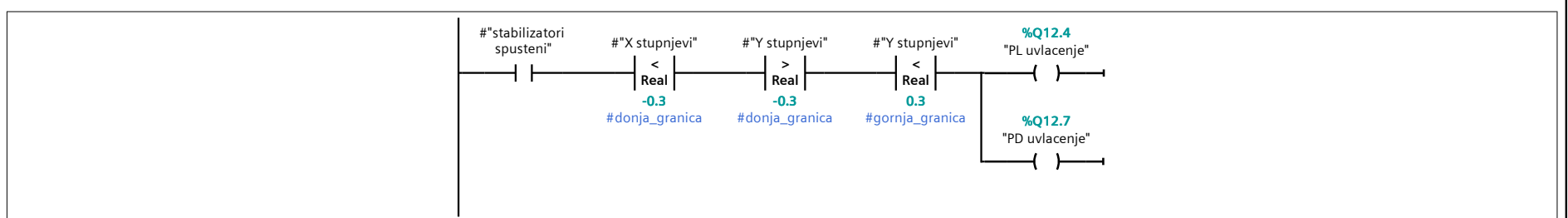
Symbol	Address	Type	Comment
#"stabilizatori spusteni"		Bool	
#"X stupnjevi"		Real	
#"Y stupnjevi"		Real	
#donja_granica	-0.3	Real	
#gornja_granica	0.3	Real	

**Network 8: STABILIZATORI SPUŠTENI; alfa = 0, beta > 0**



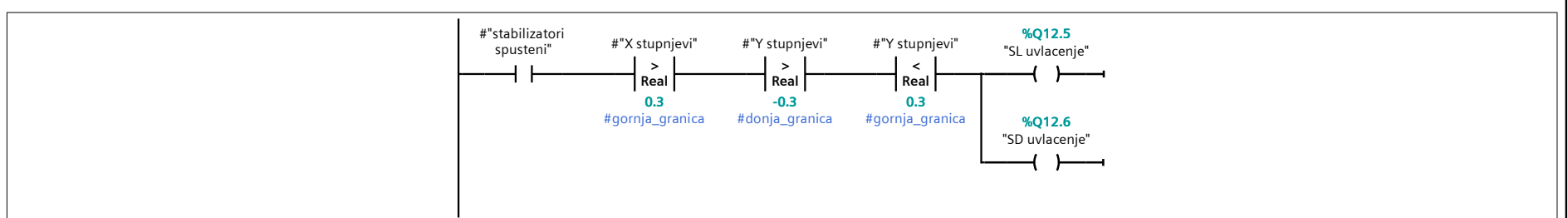
Symbol	Address	Type	Comment
"PD uvlacenje"	%Q12.7	Bool	elektromagnet (DQ modul, drugi do PLC-a)
"SD uvlacenje"	%Q12.6	Bool	elektromagnet (DQ modul, drugi do PLC-a)
#"stabilizatori spusteni"		Bool	
#"X stupnjevi"		Real	
#"Y stupnjevi"		Real	
#donja_granica	-0.3	Real	
#gornja_granica	0.3	Real	

**Network 9: STABILIZATORI SPUŠTENI; alfa < 0, beta = 0**



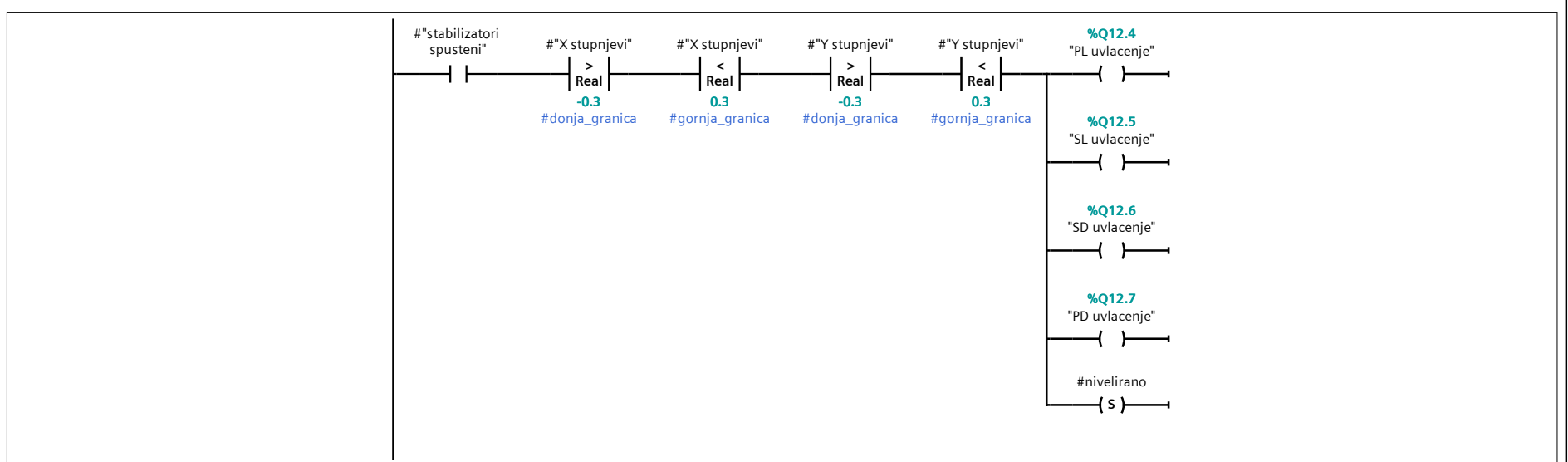
Symbol	Address	Type	Comment
"PD uvlacenje"	%Q12.7	Bool	elektromagnet (DQ modul, drugi do PLC-a)
"PL uvlacenje"	%Q12.4	Bool	elektromagnet (DQ modul, drugi do PLC-a)
#"stabilizatori spusteni"		Bool	
#"X stupnjevi"		Real	
#"Y stupnjevi"		Real	
#donja_granica	-0.3	Real	
#gornja_granica	0.3	Real	

**Network 10: STABILIZATORI SPUŠTENI; alfa > 0, beta = 0**



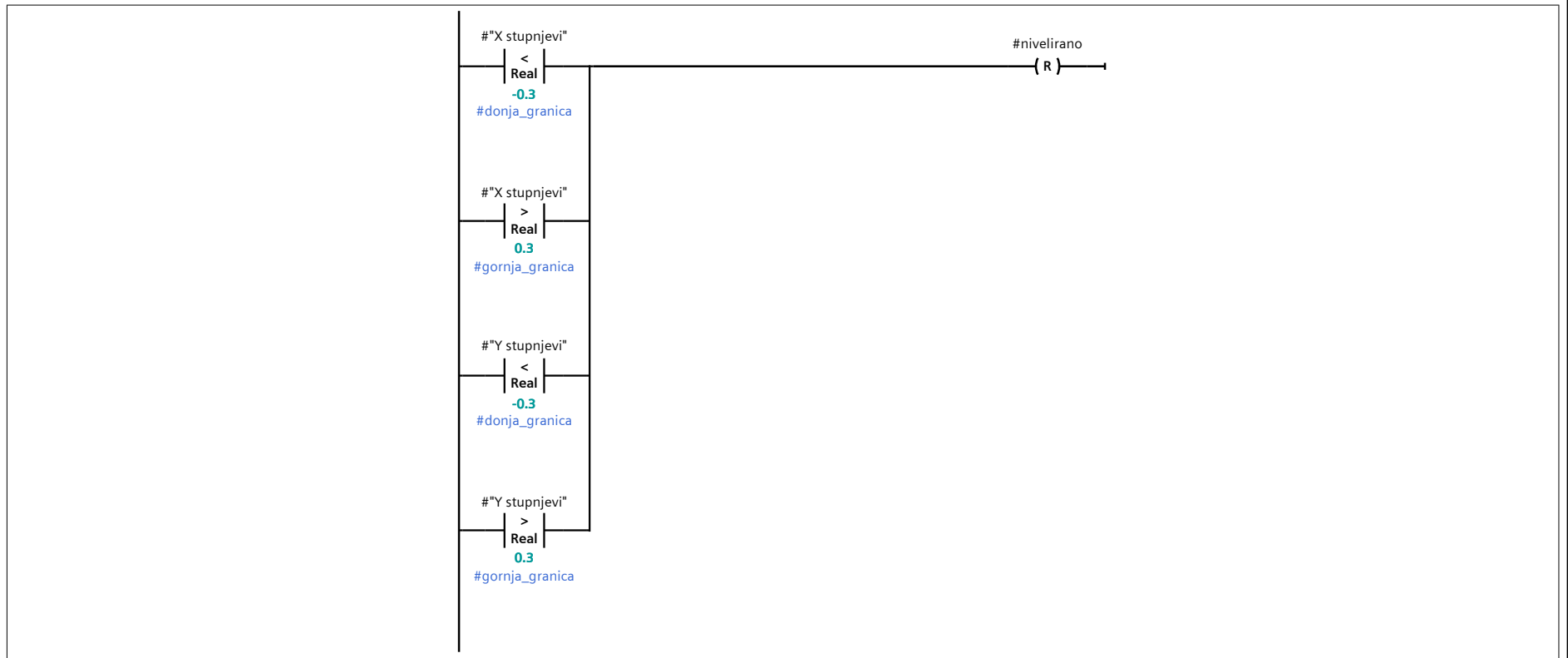
Symbol	Address	Type	Comment
"SD uvlacenje"	%Q12.6	Bool	elektromagnet (DQ modul, drugi do PLC-a)
"SL uvlacenje"	%Q12.5	Bool	elektromagnet (DQ modul, drugi do PLC-a)
#"stabilizatori spusteni"		Bool	
#"X stupnjevi"		Real	
#"Y stupnjevi"		Real	
#donja_granica	-0.3	Real	
#gornja_granica	0.3	Real	

**Network 11: STABILIZATORI SPUŠTENI; alfa = 0, beta = 0 ; aktiviran signal za detekciju niveliranosti**



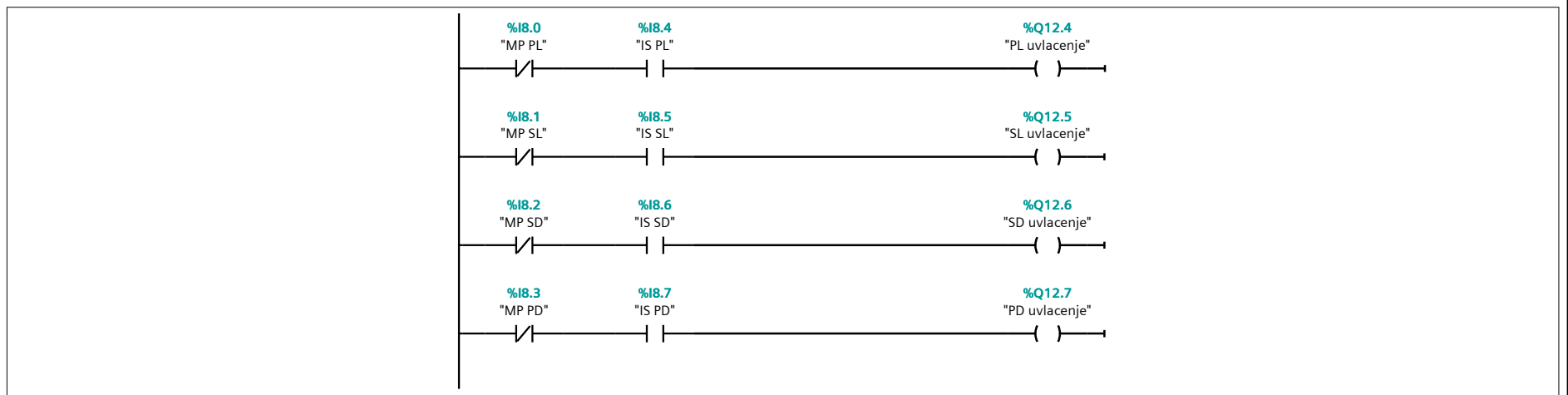
Symbol	Address	Type	Comment
"PD uvlacenje"	%Q12.7	Bool	elektromagnet (DQ modul, drugi do PLC-a)
"PL uvlacenje"	%Q12.4	Bool	elektromagnet (DQ modul, drugi do PLC-a)
"SD uvlacenje"	%Q12.6	Bool	elektromagnet (DQ modul, drugi do PLC-a)
"SL uvlacenje"	%Q12.5	Bool	elektromagnet (DQ modul, drugi do PLC-a)
"#stabilizatori spusteni"		Bool	
"#X stupnjevi"		Real	
"#Y stupnjevi"		Real	
#donja_granica	-0.3	Real	
#gornja_granica	0.3	Real	
#nivelirano		Bool	

**Network 12: Ponistavanje signala "nivelirano" ako nagib oko X ili Y osi izadje iz intervala oko nule**



Symbol	Address	Type	Comment
"#X stupnjevi"		Real	
"#Y stupnjevi"		Real	
#donja_granica	-0.3	Real	
#gornja_granica	0.3	Real	
#nivelirano		Bool	

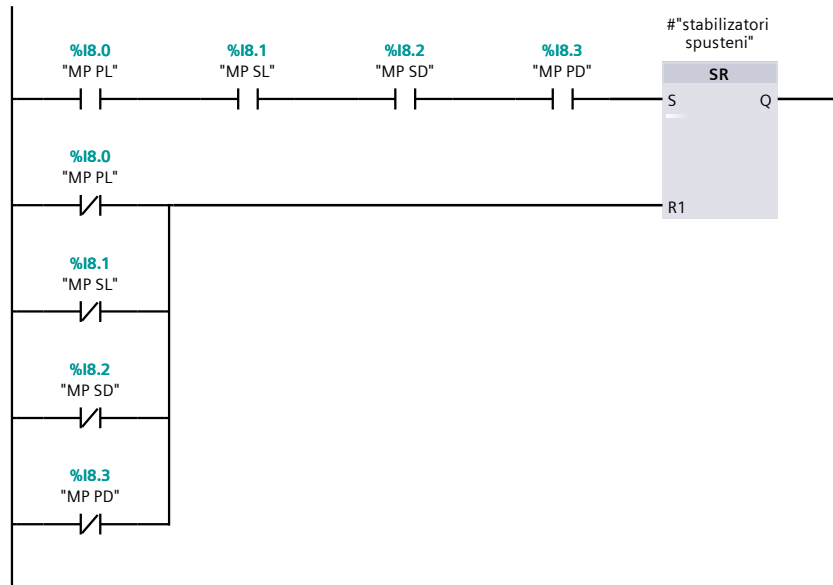
**Network 13: Kad stabilizator izgubi kontakt s podlogom onda se uvlaci dok ne postigne skroz uvuceni polozej**



Symbol	Address	Type	Comment
"IS PD"	%I8.7	Bool	induktivni senzor (DI modul, prvi do PLC-a)
"IS PL"	%I8.4	Bool	induktivni senzor (DI modul, prvi do PLC-a)
"IS SD"	%I8.6	Bool	induktivni senzor (DI modul, prvi do PLC-a)
"IS SL"	%I8.5	Bool	induktivni senzor (DI modul, prvi do PLC-a)
"MP PD"	%I8.3	Bool	mikroprekidač (DI modul, prvi do PLC-a)
"MP PL"	%I8.0	Bool	mikroprekidač (DI modul, prvi do PLC-a)
"MP SD"	%I8.2	Bool	mikroprekidač (DI modul, prvi do PLC-a)
"MP SL"	%I8.1	Bool	mikroprekidač (DI modul, prvi do PLC-a)
"PD uvlacenje"	%Q12.7	Bool	elektromagnet (DQ modul, drugi do PLC-a)
"PL uvlacenje"	%Q12.4	Bool	elektromagnet (DQ modul, drugi do PLC-a)
"SD uvlacenje"	%Q12.6	Bool	elektromagnet (DQ modul, drugi do PLC-a)
"SL uvlacenje"	%Q12.5	Bool	elektromagnet (DQ modul, drugi do PLC-a)

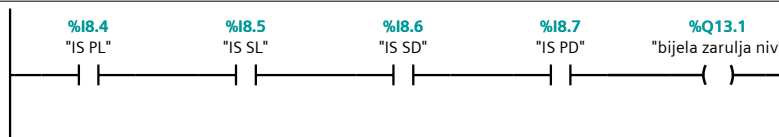
**Network 14: Signal "stabilizatori spusteni" je aktivan ako su svi stabilizatori u kontaktu s podlogom**

Symbol	Address	Type	Comment
"#stabilizatori spusteni"		Bool	



Symbol	Address	Type	Comment
"MP PD"	%I8.3	Bool	mikroprekidač (DI modul, prvi do PLC-a)
"MP PL"	%I8.0	Bool	mikroprekidač (DI modul, prvi do PLC-a)
"MP SD"	%I8.2	Bool	mikroprekidač (DI modul, prvi do PLC-a)
"MP SL"	%I8.1	Bool	mikroprekidač (DI modul, prvi do PLC-a)
"#stabilizatori spusteni"		Bool	

**Network 15: Kad su svi stabilizatori uvuceni onda svijetli bijelo svjetlo (dizalica u transportnom položaju)**



Symbol	Address	Type	Comment
"bijela zarulja niv"	%Q13.1	Bool	bijela zarulja (DQ modul, drugi do PLC-a)
"IS PD"	%I8.7	Bool	induktivni senzor (DI modul, prvi do PLC-a)
"IS PL"	%I8.4	Bool	induktivni senzor (DI modul, prvi do PLC-a)
"IS SD"	%I8.6	Bool	induktivni senzor (DI modul, prvi do PLC-a)
"IS SL"	%I8.5	Bool	induktivni senzor (DI modul, prvi do PLC-a)